




14 People use different names for all sorts of reasons.

Have you used any other names or family names during your life?

 Include all other names you are known as, or have been known as. For example: married names, maiden names, official changes of name, English names, names used at school or work, kunya names, adoptive names or any other names.

Yes. Print your other names here.  No  go to **15**

First name(s)	Surname or family name	Why did you use this name?	When did you use this name? (e.g. 1993-2009)

15 Now some questions about your parents.

When we say mother or father we mean your birth or legal adoptive mother, father or parents.

Please complete this information, even if your mother has died.

Your mother's details.

Mother's first and middle names

Mother's surname or family name

Mother's citizenship(s)

Please complete this information, even if your father has died.

16 Your father's / other parent's details.

Father's first and middle names

Father's surname or family name

Father's citizenship(s)

17 Where do you live?

Print the full address in the spaces below.

Street number

Flat number

Street name

Suburb

Postcode

Town / city

Email address (if any)

Home phone

Work / cell phone (if any)

18 What is your postal address?

This is where we will send your documents, papers and letters.

Same as above, where I live → go to **19**

I want my documents sent to this address.

Name

Street number

PO Box number

Street name

Suburb

Postcode

Town / city

19 Where have you lived in the last five years?

Include places you have lived in New Zealand and overseas.

If you need more space, please use another piece of paper and attach it to your application.

Number, street, town / city	Country	From year to year (e.g. 2007-2009)

20 If you are granted citizenship, do you intend to travel outside New Zealand in the next 12 months?

Include trips you have planned, explain why you are going, for example: holiday, work, study, to live.

Yes. Print your travel plans here. No → go to **21**

On what date are you leaving New Zealand?	Why are you going?	How long are you going for?

21 Is English your first language?

Yes → go to **23**

No → go to **22**

22 Can you have a conversation about a lot of everyday things in English?

Yes No → go to **23** and check pg 10 of the guide.

You need to prove you can speak English in everyday situations. You should send at least one of the original following documents with your application if lodged by post:

- proof of English study at a New Zealand school, polytechnic or university
- a signed letter from a past or current employer (who has English as a first language)
- an IELTS certificate
- other school reports, exam results, etc

If you can't provide enough proof, you might need to attend an English language interview.

23 Everyone needs to answer all of these questions.



Have you ever been convicted or found guilty of any offence against the law of New Zealand or any other country?

Include convictions even if you have paid the fines or served sentences for them.

You do not need to include any information that is covered by the Criminal Records (Clean Slate) Act 2004. See pg 10 of the guide for more information.

Yes. You need to include a letter with the details of what happened. → go to **24**

No → go to **24**

Your letter needs to include the date, place and what happened. Please see pg 11 of the guide for more information about what must be in these letters.

24 Have you ever committed any offence against the law of New Zealand or any other country for which you have not yet been convicted?

Yes. You need to include a letter with the details of what happened. → go to **25**

No → go to **25**

25 Have you ever had any infringements / fines in New Zealand or any other country?

Even if you have paid the fines, please include all your traffic fines, fishery breaches, immigration infringements. DON'T include parking fines.

Yes. You need to include a letter with the details of what happened. → go to **26**

No → go to **26**

26 Have you ever had a protection order, non-molestation order, police safety order or other domestic violence order issued against you?

Yes. You need to include a copy of the order. → go to **27**

No → go to **27**

27 Tick yes or no for each of the following.

Are you being, or have you been, investigated or reviewed or has any other legal action been taken against you by any of these agencies in New Zealand or any other country?

Yes No

Police

Customs

Immigration Services

NZ Transport Agency

Department of Internal Affairs

Passport Issuing Authority

Work and Income, Ministry of Social Development

Inland Revenue

Ministry of Justice

Other government or enforcement agencies

It is an offence against the Citizenship Act 1977 to give information that is false or misleading. If it is later found that you have provided false or misleading information, you may be denied / lose New Zealand citizenship, or face criminal charges, or both.

↳ If you answered yes to any of the above, you need to include a letter with details of what happened.

28 Have you ever had to return money to Work and Income New Zealand (WINZ)?

Yes → go to **29**

No → go to **30**

29 Have you paid this money back or do you have a payment plan in place?


Yes. Print the details in the table below.

No → go to **30**

You will need to include documents showing the details of your payment plan, or a statement from the government department or agency saying you have repaid the debt in full.

Amount you have / had to return (\$)	Reason you had to return the money	Year (e.g. 1994)

30 Everyone needs to answer all of these questions.

 Have you ever been involved in any activity that may have contributed to terrorism?

If you do not regard something as an act of terrorism but you know that others might, you should mention it.

Yes. You need to include a letter with a detailed explanation. → go to **31**

No → go to **31**

31 Have you ever been involved in the making or use of weapons such as biological, chemical, nuclear or radiological weapons?

Yes. You need to include a letter with a detailed explanation. → go to **32**

No → go to **32**


See pg 12 of the guide for more information.

32 Have you ever committed a war crime or a crime against humanity?

Yes. You need to include a letter with a detailed explanation. → go to **33**

No → go to **33**

33 Is there anything else we should know that might affect your application?

 Some examples are:
If you are planning to retire soon to another country, if you wear a head covering for medical or religious reasons, if you have ever used a different date of birth, if you have ever been deported from New Zealand or any other country, if you have an outstanding warrant for your arrest in another country, or anything else we should know.

Yes. Print the details here. ↓

No → go to **34**

34 The next few questions ask about the citizenship ceremony.

To become a citizen you must attend a ceremony. During the ceremony you will read aloud a statement that says you will be loyal to New Zealand.

You need to choose which statement you will say.

A religious statement WITH the words 'so help me God' - called an 'Oath'

A statement NOT using the words 'so help me God' - called an 'Affirmation'

For more information about the ceremonies, see pg 13 of the guide.

35 Are any of your family members also applying for New Zealand citizenship?

Yes

No

36 Do you require any special assistance so that you can attend an interview or public ceremony?

This could include needing access for a wheelchair, or help if you are hearing impaired etc.

Yes. Please print the details here. ↓


No

Blank text area for printing details.

37 Did someone translate this form for you or help you to interpret this form?

Yes. Get them to print their details below. ↓

No → go to **38**

 The person who assists you in interpreting / translating the form MUST be over 16 years old and fill in their details below.


I of

declare that I assisted the applicant to complete this application. I confirm that I truly and faithfully interpreted and translated all applicable questions in the application form, together with the answers given by the applicant and all other things that I have been required to interpret and translate. I also confirm that I explained the Responsibilities and Privileges of New Zealand citizenship and that the applicant has acknowledged an understanding of them.

signed  ASSISTANT / TRANSLATOR SIGN HERE

on / /

38 Do you have an authorised person ready to witness your signature on the next page, complete their details and sign the back of your photos?




CERTIFIED TRUE LIKENESS OF
Ana Marie Wells
(FULL NAME OF APPLICANT)
J. Mitchell
SIGNATURE OF WITNESS/
IDENTIFIER
20/08/2010
DATE

Here is an example of what the authorised person has to do on the back of your photos.

By signing the back of your photos, the authorised person is saying that the photos are of you.


See pg 14 and 15 of the guide for information about photo standards.

Authorised people include: some members of the Department of Internal Affairs, Justices of the Peace, lawyers, Members of Parliament, New Zealand representatives overseas.

 Yes → go to **39**

No. Wait, you need an authorised person.

39 Statutory Declaration - Do not complete this section if you are making an appointment to see a case officer at one of our offices. If you are posting your application you must read and sign this section first.

 Warning: It is an offence to knowingly or recklessly give false information or conceal any facts for the purpose of gaining New Zealand citizenship for oneself or on behalf of someone. If you do so, you may be denied /lose New Zealand citizenship, or face criminal charges, or both.

- I understand this application and warning.
- The documents provided for this application are genuine and unaltered.
- I understand that becoming a New Zealand citizen may affect my present citizenship.
- I confirm that I understand the responsibilities and privileges of New Zealand citizenship.

Responsibilities: things that I must do

1. Obey and promote the laws of New Zealand.
2. Not to act in a way that is against the interests of New Zealand.
3. Register to vote.
4. Pay tax.
5. Behave as a responsible New Zealander.

Privileges: things that citizenship lets me do


1. Have the right to live in New Zealand indefinitely.
2. Travel overseas and return to New Zealand on a New Zealand passport.
3. Stand for Parliament or local government.
4. Have full access to education.
5. Have full access to economic rights.
6. Represent New Zealand in many international sports.

- I confirm that I have read and understood the Application Guide for adults and children, including the section relating to the Privacy Statement.
- Unless I have stated otherwise in this application I intend, if granted New Zealand citizenship, to continue to reside in New Zealand.
- If there is any change in my circumstances which affects the answers I have given in this application, I will send written advice to the Department of Internal Affairs up until the point I have received my citizenship certificate.
- I understand that if I do not provide sufficient information to enable a claim to New Zealand citizenship, my application may be declined.
- I authorise the release by any Government agency of personal information which may assist the Minister of Internal Affairs to decide whether I qualify for the grant of citizenship. I recognise that this information may be provided by agencies including, but not limited to: New Zealand Police, New Zealand Customs Service, Immigration New Zealand, Ministry of Social Development, Passport Office, Births, Deaths and Marriages Registry, Ministry of Justice.
- I authorise the Department of Internal Affairs to release my name and address to my local Member of Parliament and local councillors in order that they can formally welcome me to New Zealand following my grant of citizenship.

I

of

solemnly and sincerely declare that I believe the facts in this application are correct and I make this solemn declaration conscientiously, believing the same to be true and by virtue of the Oaths and Declarations Act 1957.

 Stop. Do you have an authorised person to witness your signature?

Declared at

Signed

On / /

This application must be received by the Department of Internal Affairs within three months of being witnessed.

40 This part is for the authorised person.

Before me

Signed

The authorised person must sign this form and complete the photo information on the same day.

41 Checklist

Before you bring or send us your application, please make sure you have everything you need.



If you don't provide all the original documents that you need to, your application will be delayed.
All original documents will be returned to you.
DON'T bring or send photocopies.

Everyone needs to bring or send these with their application:

- | | | |
|--------------------------|--|-----------|
| <input type="checkbox"/> | full birth certificate, or equivalent | 6 |
| <input type="checkbox"/> | current passport(s), travel documents or equivalent (or most recent if it has expired) for the last five years | 10 |
| <input type="checkbox"/> | two passport photos (less than six months old), signed by an authorised person | 38 |
| <input type="checkbox"/> | the application fee (\$470.20 per adult); please see the back page of this form | 45 |

Question numbers

Check your answers to these questions; you might also need to bring or send these documents:

- | | | |
|--------------------------|---|-------------------------|
| <input type="checkbox"/> | all your marriage / civil union / divorce / name change documents | 13 and 14 |
| <input type="checkbox"/> | if English is not your first language, proof of your ability to speak English (if lodged by post) | 22 |
| <input type="checkbox"/> | offences, infringements / fines, legal action, a letter of explanation for each | 23 to 29 |
| <input type="checkbox"/> | any of these questions, a letter of explanation for each | 30 to 32 |
| <input type="checkbox"/> | anything else we should know that might affect your application | 33 |

Question numbers

You might also need to bring or send:

- authorised translations, if your documents are not in English
- a translation fee if you wish the Department of Internal Affairs to translate your documents

See
pg 17 of the guide
for more information
about authorised
translations.

If you are unable to give us these documents, you will need to explain why in the space below.
Or you could include a letter with your application.

42 If you want someone else to talk to us on your behalf, you will need to include a signed letter that provides the following information:

1. The person's name or company name
2. Their postal address
3. Their contact phone number, email address and fax number or cell phone number (if they have any of these).

For more information see pg 18 of the guide.

43 How to contact us



Freephone 0800 22 51 51 (New Zealand Only)
or (+64 4) 463 9361



Department of Internal Affairs
PO Box 10680
Wellington, 6143



email: citizenship@dia.govt.nz



fax: (+64 4) 382 3406



website: www.citizenship.govt.nz

44 Lodging your application and documents.

By appointment

You can make an appointment to come to one of our offices. At the office you will meet a case officer who will:

- Help you complete the form including witnessing the declaration and your photographs.
- Assess your eligibility before you pay the fee
- Photocopy and give back your documents

We offer appointments in Auckland, Manukau, Wellington, Christchurch and Dunedin. Please call us freephone on 0800 22 51 51 to make an appointment.

By post

If you want to post us your application, we advise you to use a 'track and trace' courier bag from New Zealand Post (within New Zealand) or registered mail (from overseas) to keep track of your original documents. We will return your documents to you by courier.

Post your application and documents to:

Department of Internal Affairs
PO Box 10680
Wellington 6143

See pg 18 of the guide or go online to www.citizenship.govt.nz for the location of our offices.

Now please turn to the back page to fill out your payment details.

