

Application for New Zealand Citizenship

Raraunga Aotearoa - Tangata Hāmoa

INTERNAL AFFAIRS

Te Tari Taiwhenua

Samoan

(Western Samoan adult and child)

1 Before you start, read the 'Application guide for Samoan adults and children' and check that you have these things. You will need to bring or send them with your application.

- your full birth certificate
- your current passport (or most recent if it has expired)
- if you are under 16 years old, both your parents' / legal guardians' passports
- your application fee of \$235.10 per child (under 16) or \$470.20 per adult
- two passport-sized photographs (less than six months old)

You might also need to include other documents.

This form is a statutory declaration. If you are under 16 years old it needs to be signed by your parent / legal guardian. Please make sure the information you provide is true and correct. If it is later found that you have provided false or misleading information, you may be denied / lose New Zealand citizenship, or face criminal charges, or both.

A case officer can help you lodge your application. To make an appointment call us on 0800 22 51 51. For further information please turn to page 10 section 36 or go online to www.citizenship.govt.nz.

You must bring or send your original documents. DON'T bring or send photocopies, they will not be accepted.

2 How to answer

- you must answer all the questions on this form truthfully
- use a blue or black pen
- tick answers in boxes like this
- print answers in CAPITAL letters like this **A B C 1**
- when you see this icon it means you need to take extra care with your answers



3 What is your full name?

Title, please tick one of the following options

Mr Mrs Ms Miss Other (please specify)

First and middle names

Surname or family name

4 Are you?

Male Female Other

5 What is your date of birth?

/ /

You will need to bring or send your original birth certificate with your application.

6 Where were you born?

City, town or village where you were born

Country where you were born

Office use only

NOTES _____
ENG Y N NA _____
Name _____

7 What country or countries do you have citizenship from now?

8 Apart from the ones you listed in question **7**, have you ever been a citizen of any other countries?

Yes. Print them here. No → go to **9**

9 Is this the first time you have applied for New Zealand citizenship?

Yes
 No I have applied before

10 What passports / travel documents do you have?

Write the details in the table below.

Include all expired passports / travel documents for all countries.

Remember, if you have the original passports, you need to bring or send them with your application.

Passport / travel document number	Which country is this passport / travel document from
<input type="text"/>	<input type="text"/>
<input type="text"/>	<input type="text"/>

11 Did you enter New Zealand before 15 September 1982?

Yes → go to **12** No → go to **13**

12 Can you give us proof that you were in New Zealand on 14 September 1982?

You will have to include this with your application.

Your proof could include:

- your passport
- your travel document
- a letter from your employer, school, doctor or other place that we are able to check

Yes → go to **15** No → go to **13**

13 Did you lawfully enter New Zealand any time after the 14th of September 1982?

Yes. Print the date here / / → now go to **14**

No → see pg 9 of the guide.

14 Do you have New Zealand residence?

If you are not sure if you have New Zealand residence see pg 9 of the guide.

You will have a stamp in your passport that is labelled 'residence permit' and has a date.
If you live overseas, your returning resident's visa must not have expired.

Yes → go to **15**
 No → see pg 9 of the guide.

For more information about returning resident's visas and residence permits, see pg 9 of the guide.

15 Are you filling in this form for a child? A child is someone who is under 16 years old.

Yes → go to **18**

No → go to **16**

16 Have you ever been married or joined in a civil union?

Yes → go to **17**

No → go to **18**


17 You will need to provide all the original documents of each marriage, divorce or civil union with this form.

How many times have you been married or in a civil union? Print the number here.

Print the details of each in the table below.

First name of your wife / husband / civil union partner	Surname of your wife / husband / civil union partner before marriage / civil union	Date of marriage / civil union
<input type="text"/>	<input type="text"/>	<input type="text"/>
<input type="text"/>	<input type="text"/>	<input type="text"/>

18 People use different names for all sorts of reasons.
Have you used any other names or family names during your life?

 Include all other names you are known as, or have been known as. For example; Matai names, adoptive names, married names, maiden names, official changes of name, English names, names used at school or work, or any other names you have used.

Yes. Print your other names here.

No → go to **19**

First name(s)	Surname or family name	Why did you use this name?	When did you use this name? (e.g. 2005-2009)
<input type="text"/>	<input type="text"/>	<input type="text"/>	<input type="text"/>
<input type="text"/>	<input type="text"/>	<input type="text"/>	<input type="text"/>

19 Now some questions about your parents

When we say mother or father we mean your birth or legal adoptive mother, father or parents.
DON'T include step-parents, customary adoptions or parents who do not have legal guardianship.

Please complete these details, even if your mother or father has died.

Your mother's details

Mother's first and middle names

Mother's surname or family name

Mother's citizenship(s)

20 Your father's / other parent's details

Father's first and middle names

Father's surname or family name

Father's citizenship(s)

21 Where do you live?

Print the full address in the spaces below.

Street number

Flat number

Street name

Suburb

Postcode

Town / city

Email address (if any)

Home phone

Work / cell phone (if any)

22 What is your postal address?

This is where we will send your documents, papers and letters.

Same as above, where I live → go to **23**

I want my documents sent to this address

Name

Street number

PO Box number

Street name

Suburb

Postcode

Town / city

23 Are you filling in this form for a child? A child is someone who is under 16 years old.

Yes → BOTH birth / adoptive parents / legal guardians must complete this section.

No → go to **24**

Parents' / legal guardians' details

If you are aged under 16 years old, both parents must read and sign this section.

If only one parent / legal guardian is consenting, this parent must have sole legal guardianship. We will require proof of this. See pg 10 of the guide for more information.

This consent section has been filled out by me as a parent / legal guardian.

I consent to my child becoming a New Zealand citizen.

I am aware that a grant of New Zealand citizenship may affect my child's present citizenship.

If my child is ineligible under the Citizenship (Western Samoa) Act 1982 I give permission to the citizenship office to assess my child's eligibility under the Citizenship Act 1977, which includes giving authorisation to the Department of Internal Affairs to check my child's travel record.

Both parents or guardians must include their passports with their child's application.

Parent / guardian number 1.

Full name

Relationship to child

Signed

 PARENT 1. SIGN HERE

On / /

Parent / guardian number 2.

Full name


Relationship to child

Signed

 PARENT 2. SIGN HERE

On / /

24 Is there anything else we should know that might affect your application?

 Some examples are: If you are planning to retire soon to another country, if you wear a head covering for medical or religious reasons, if you have ever used a different date of birth, if you have ever been deported from New Zealand or any other country, if you have an outstanding warrant for your arrest in another country, or anything else we should know.

Yes. Print the details here. ↓

No → go to **25**

25 The next few questions ask about the citizenship ceremony.

To become a citizen you must attend a ceremony. During the ceremony you will read aloud a statement that says you will be loyal to New Zealand.

You need to choose which statement you will say.

If you are filling out this form for a child under 14 years old see pg 11 in the guide.

A religious statement WITH the words 'so help me God' - called an 'Oath'

A statement NOT using the words 'so help me God' - called an 'Affirmation'

26 The ceremony will be held in English. Can you speak English?

Yes

No

For more information about the ceremonies, see pg 11 of the guide.

27 Are any of your family members also applying for New Zealand citizenship?

Yes

No

28 Do you require any special assistance so that you can attend an interview or public ceremony?

Please attach a letter to your application explaining what special assistance you need.

This could include needing access for a wheelchair, or help if you are hearing impaired etc.


Yes

No

29 Did someone translate this form for you or help you interpret this form?

Yes. Get them to print their details here. ↓

No → go to **30**

 The person who assists you in interpreting / translating the form MUST be over 16 years old and fill in their details below.

I

of

declare that I assisted the applicant to complete this application. I confirm that I truly and faithfully interpreted and translated all applicable information in the application form, together with the answers given by the applicant and all other things which I have been required to interpret and translate.


Signed



ASSISTANT / TRANSLATOR SIGN HERE

On / /

30 Do you have an authorised person ready to witness your signature on the next page, complete their details and sign the back of the applicant's photos?



CERTIFIED TRUE LIKENESS OF
Ana Marie Wells
(FULL NAME OF APPLICANT)
J. Mitchell
SIGNATURE OF WITNESS/
IDENTIFIER
20/08/2010
DATE

Here is an example of what the authorised person has to do on the back of the photos.

By signing the back of the photos, the authorised person is saying that the photos are of the person shown in the photos.

See pg 12 and 13 of the guide for information about photo standards.


Authorised people include:
some members of the Department of Internal Affairs, Justices of the Peace, lawyers, Members of Parliament, New Zealand representatives overseas.



Yes → go to **31**

No. Wait, you need an authorised person.

31 Statutory Declaration - Do not complete this section if you are making an appointment to see a case officer at one of our offices. If you are posting your application you must read and sign this section first.
If this form is for a child under 16, a parent must read and sign this section.

 Warning: It is an offence to knowingly or recklessly give false information or conceal any facts for the purpose of gaining New Zealand citizenship for oneself or on behalf of someone. If you do so, you or your child may be denied / lose New Zealand citizenship, or face criminal charges, or both.

- I confirm that I am / or my child is a current Samoan citizen.
- I understand this application and warning.
- The documents provided for this application are genuine and unaltered.
- I understand that becoming a New Zealand citizen may affect my present citizenship.
- I understand that if I do not provide sufficient information to enable a claim to New Zealand citizenship, my / or my child's application may be declined.
- If there is any change in my / or my child's circumstances which affects the answers given in this application, I will send written advice to the Department of Internal Affairs up until the point I / or my child has received my / their citizenship certificate.
- I confirm that I have read and understood the Application Guide for Samoan adults and children, including the section relating to the Privacy Statement.
- I authorise the release by any Government agency of personal information about me / or my child which may assist the Minister of Internal Affairs to decide whether I / or my child qualify for the grant of citizenship. I recognise that this information may be provided by agencies including, but not limited to: New Zealand Police, New Zealand Customs Service, Immigration New Zealand, Ministry of Social Development, Passport Office, Births, Deaths and Marriages Registry, Ministry of Justice.
- I authorise the Department to release my / or my child's name and address to my local Member of Parliament and local councillors in order that they can formally welcome me / or my child to New Zealand following my / their grant of citizenship.

I

of

solemnly and sincerely declare that I believe the facts in this application are correct and I make this solemn declaration conscientiously believing the same to be true and by virtue of the Oaths and Declarations Act 1957.

 Stop. Do you have an authorised person to witness your signature?

This application must be received by the Department of Internal Affairs within three months of being witnessed.

Declared at

Signed

On / /

32 This part is for the authorised person.


Before me

Signed

The authorised person must sign this form and complete the photo information on the same day.

33 Checklist

Before you lodge your application, please make sure you have everything you need.

 If you don't provide all the original documents that you need to, your application will be delayed.
All original documents will be returned to you.
DON'T include photocopies.

Everyone needs to include these with their application:

- | | | |
|--------------------------|---|-----------|
| <input type="checkbox"/> | adult's or child's full birth certificate, or equivalent | 6 |
| <input type="checkbox"/> | current passport(s) / travel documents or equivalent (or most recent if it has expired) | 10 |
| <input type="checkbox"/> | if you are aged under 16 years, both parents' passports | 10 |
| <input type="checkbox"/> | two passport photos (less than six months old), signed by an authorised person | 30 |
| <input type="checkbox"/> | the application fee (\$235.10 per child, \$470.20 per adult); please see the back page | 37 |

Question numbers

Check your answers to these questions; you might also need to include these documents:

- | | | |
|--------------------------|---|-------------------------|
| <input type="checkbox"/> | proof you were in New Zealand on 14 September 1982 | 12 |
| <input type="checkbox"/> | all your marriage / civil union / divorce / name change documents | 17 and 18 |
| <input type="checkbox"/> | anything else we should know that might affect your application | 24 |

Question numbers

You might also need to include:

- | | |
|--------------------------|--|
| <input type="checkbox"/> | authorised translations, if your documents are not in English |
| <input type="checkbox"/> | a translation fee if you wish the Department of Internal Affairs to translate your documents |

See pg 15 of the guide for more information about authorised translations.

If you are unable to give us these documents, you will need to explain why in the space below. Or you could include a letter with your application.

O lenei fa'aaliga o le 'a fesoasoani lea ia te oe i le sauniuniga o pepa sa'o o lo'o mana'omia mo lau tusi apalai mo le sitiseni po'o le taganu'u.

O Ulua'i pepa (originals) e tatau ona lafoina mai ma lau tusi apalai.
Aua ne'i lafoina maia ni kopi o ulua'i pepa. O le a matou lē taliaina ni kopi.

O pepa nei e tatau ona e lafoina mai ma lau tusi apalai:

- **Pepa Fanau**
- **Tusi Folau**
O Tusi Folau uma e aofia ai le 5 tausaga ua mavae.
- **Fa'amaoniga e mafai ona e tautala i le gagana fa'aperetania (Igilisi)**
Mo se fa'ata'ita'iga; se tusi pasi mai le International English Language Testing System (IELTS); se tusi mai lou Pule i le galuega o lo'o e i ai nei; sau tusi po'o se fa'aaloga mai kolisi po'o a'oga maualuluga i Niu Sila.

Afai ua **suia lou igoa** i so'o se mafua'aga lava, e tatau ona e lafo maia mea nei:

- **Pepa Fa'aipoipo/Pepa e tatala ai le fa'aipoipoga**
Afai ua suia lou igoa ona ua e fa'aipoipo fa'amolemole e lafo mai pepa fa'aipoipo po'o pepa fa'amaonia e tatala ai le fa'aipoipoga, mo so'o se fa'aipoipoga sa e i ai.
- **Isi Pepa Fa'amaonia O le Suiga O Lou Igoa (Fa'ata'ita'iga: Tusi Resitara o lou Suafa Matai)**
Afai ua suia lou igoa fa'aletulafono, fa'amolemole lafo mai tusi fa'amaonia o le suiga o lou igoa.
- **Pepa o le Vaetamaina Fa'atama fai**
Afai na vaetamaina oe e avea ma tama fai e ala i le tulafono, e tatau ona e lafoina mai lou ulua'i pepa fanau, lou pepa fanau fou po'o pepa o le fa'aliliuga.

Afai e lē o ia te oe nei pepa fa'amaonia, e mafai ona e fa'afeso'ota'ia le *Ofisa o le Lesitara o ē fananau, Maliliu, Fa'aipoipo ma Fa'aliliu, Matagaluega o Fuainumera Faamauina, P O Box 1151, Apia, Samoa* ma talosaga i ai ina ia lafoina mai nei pepa ia te oe. E mafai fo'i ona e fa'afeso'ota'ia le Amepasa mo se fesoasoani:

SAMOAN HIGH COMMISSION TO NEW ZEALAND

Street Address 1A Wesley Road, Kelburn, Wellington 6012.

Postal Address PO Box 1430, Wellington 6140.

Telefoni: 04 472 0953/4

Fasimeli: 04 471 2479

I-meli: shc@paradise.net.nz

Fa'amolemole ia manatua o lenei lisi o pepa fa'amaonia e lē o le lisi mulimuli lea. O le tagata o le a vaaia lau tusi apalai mo le sitiseni o le a logoina oe pe ā toe mana'omia nisi o pepa fa'amaonia e toe lafoina mai i se taimi mulimuli pe lapata'ia fo'i oe e te fa'atasi atu i se fa'atalatalanoaga (interview).

Mo nisi fa'amatalaga e uiga i le fa'atumuina o lau talosaga mo le sitiseni (taganu'u), pepa e talia ma le fa'aliliu upu fa'amolemole e va'ai i le ta'iala mo le fa'atumuina o tusi apalai i le (www.citizenship.govt.nz), vala'au mai i le 0800 22 51 51 pe asiasi ane fo'i i se tasi o a matou ofisa (i Aukilani, Manukau, Ueligitone, Kalaiesetete).

34 If you want someone else to talk to us on your behalf, you will need to include a signed letter that provides the following information:

1. The person's name or company name
2. Their postal address
3. Their contact phone number, email address and fax number or cell phone number (if they have any of these).

For more information see pg 17 in the guide.

35 How to contact us



Freephone 0800 22 51 51 (New Zealand only)
or (+64 4) 463 9361



Department of Internal Affairs
PO Box 10680
Wellington, 6143



email: citizenship@dia.govt.nz



fax: (+64 4) 382 3406



website: www.citizenship.govt.nz

36 Lodging your application and documents.

By appointment

You can make an appointment to come to one of our offices. At the office you will meet a case officer who will:

- Help you complete the form including witnessing the declaration and your photographs.
- Assess your eligibility before you pay the fee
- Photocopy and give back your documents

We offer appointments in Auckland, Manukau, Wellington, Christchurch and Dunedin. Please call us freephone on 0800 22 51 51 to make an appointment.

By post

If you want to post us your application, we advise you to use a 'track and trace' courier bag from New Zealand Post (within New Zealand) or registered mail (from overseas) to keep track of your original documents. We will return your documents to you by courier.

Post your application and documents to:

Department of Internal Affairs
PO Box 10680
Wellington 6143

See pg 18 of the guide or go online to www.citizenship.govt.nz for the location of our offices.

Faamolemole, liliu loa i le itulau o lo'o i tua auā le faatumuina o le peimene o lou tusi apalai.
Now please turn to the back page to fill out your payment details.

